

Bharat Shikshan Sanstha's
Shri Chhatrapati Shivaji College, Omerga
Internal Quality Assurance Cell
Academic Year 2023-24

Feedback Analysis of Survey on Student Satisfaction Survey

Introduction:

The Internal Quality Assurance cell, Shri Chhatrapati Shivaji College, Omerga conducted an online survey for the student satisfaction in academic year 2023-24. In this survey total 278 students give his own remark on various issues. The feedback analysis was done and appropriate action was taken.

Students Rating-Per Question:

A total 15 questions were asked to the students in this online survey. Each question had four options like very satisfied(VS), Satisfied (S), neither satisfied or dissatisfied (N), dissatisfied (D) and very dissatisfied (VD).

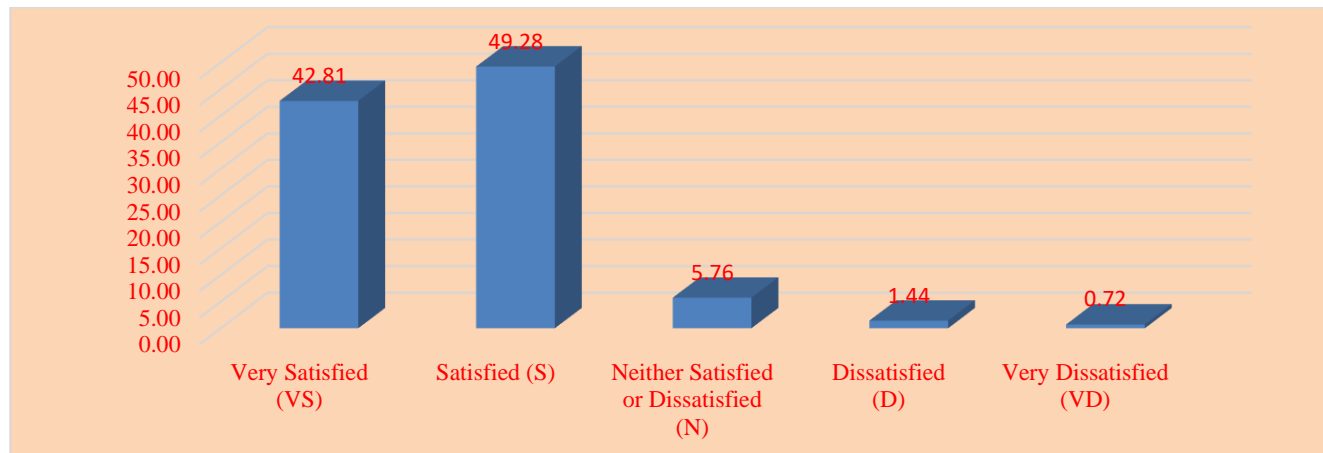
Question	Rating (%)				
	Very Satisfied (VS)	Satisfied (S)	Neither Satisfied or Dissatisfied (N)	Dissatisfied (D)	Very Dissatisfied (VD)
Contribution to learning [Do satisfied with the process of Admission?	119	137	16	4	2
	42.81	49.28	5.76	1.44	0.72
Contribution to learning [Do you satisfy with the services provided to you as a students from diverse backgrounds including backward community as well as from different locales?	91	145	33	8	1
	32.73	52.16	11.87	2.88	0.36
Contribution to learning [Do you Satisfied with the variety of learning experiences, including individual and collaborative learning. Interactive and participatory approaches by Teachers?	101	135	35	5	2
	36.33	48.56	12.59	1.80	0.72
Contribution to learning [Do you satisfied with the Class Room Facilities available for teaching and learning.	97	135	26	16	4
	34.89	48.56	9.35	5.76	1.44
Contribution to learning [How was the Learning Management Systems (LMSs), other e-resources available (Swayam-NPTL-e-Pathshala) and do you satisfied?	79	152	26	12	9
	28.42	54.68	9.35	4.32	3.24
Contribution to learning [Do you satisfied with the Level of knowledge of the teacher and its delivery method	116	137	17	4	4
	41.73	49.28	6.12	1.44	1.44
Contribution to learning [Do you satisfied with Internal Assessment (Test-Tutorial-Projects- Seminars etc.)	101	137	33	4	3
	36.33	49.28	11.87	1.44	1.08
Contribution to learning [Do you satisfied with Co-curricular Activities (NSS-NCC-LLL- Sports- Cultural)	95	134	37	7	5
	34.17	48.20	13.31	2.52	1.80
Contribution to learning [Do you satisfied with Extra-curricular activities (Field Tours- Surveys- Rally- and various Abhiyan declared by the government / DHE)	99	136	29	10	4
	35.61	48.92	10.43	3.60	1.44
Contribution to learning [Do you satisfied with Laboratory Facility (Instruments, Equipment's and software's and Models)	90	147	33	4	4
	32.37	52.88	11.87	1.44	1.44
Contribution to learning [Do you satisfied with Infrastructural Facilities in the Campus (Canteen, Garden, Yoga Centre, Toilets, GYM, Drinking Water, Girls Room, Boys Room Student Centre, Parking, etc.)	87	131	34	23	3
	31.29	47.12	12.23	8.27	1.08
Contribution to learning [Do you satisfied with Use of Technology in Teaching- Learning (LCD, Laptop, Multimedia, Online Resources)	102	135	28	8	5
	36.69	48.56	10.07	2.88	1.80

Contribution to learning [Do you satisfied with Library Service (Accessibility, Book availability- Book Bank- Reading Room, Night Library, Internet Hub etc.)]	102	139	26	5	6
	36.69	50.00	9.35	1.80	2.16
Contribution to learning [Student support services (Students Council, Academic assistance and Counselling etc.)]	93	144	31	9	1
	33.45	51.80	11.15	3.24	0.36
Contribution to learning [Do you satisfied with the Placement cell and other cell activities.	101	124	34	12	7
	36.33	44.60	12.23	4.32	2.52

Detailed feedback analysis:

1. Do satisfied with the process of Admission?

Rating	(VS)	(S)	(N)	(D)	(VD)
Response %	42.81	49.28	5.76	1.44	0.72



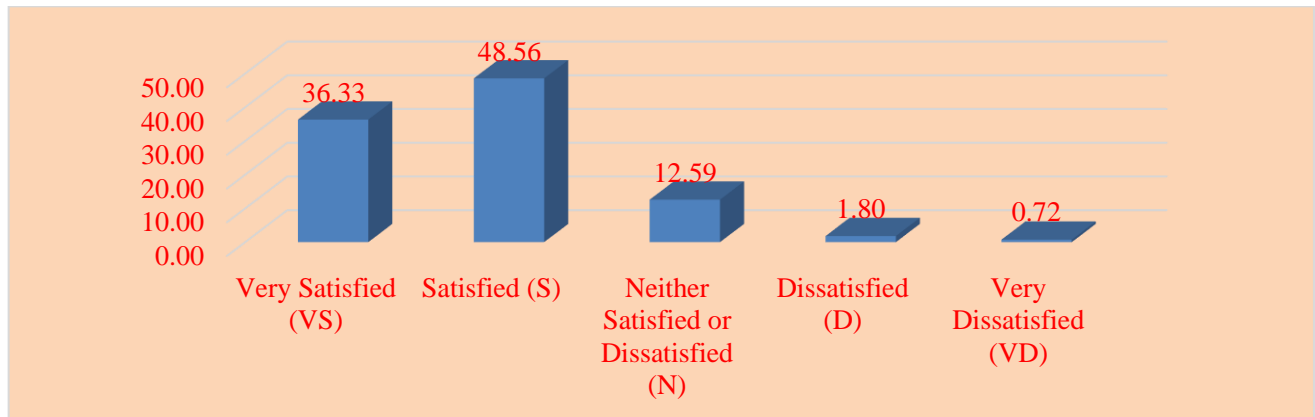
2. Do you satisfy with the services provided to you as a students from diverse backgrounds including backward community as well as from different locales?

Rating	(VS)	(S)	(N)	(D)	(VD)
Response %	32.73	52.16	11.87	2.88	0.36



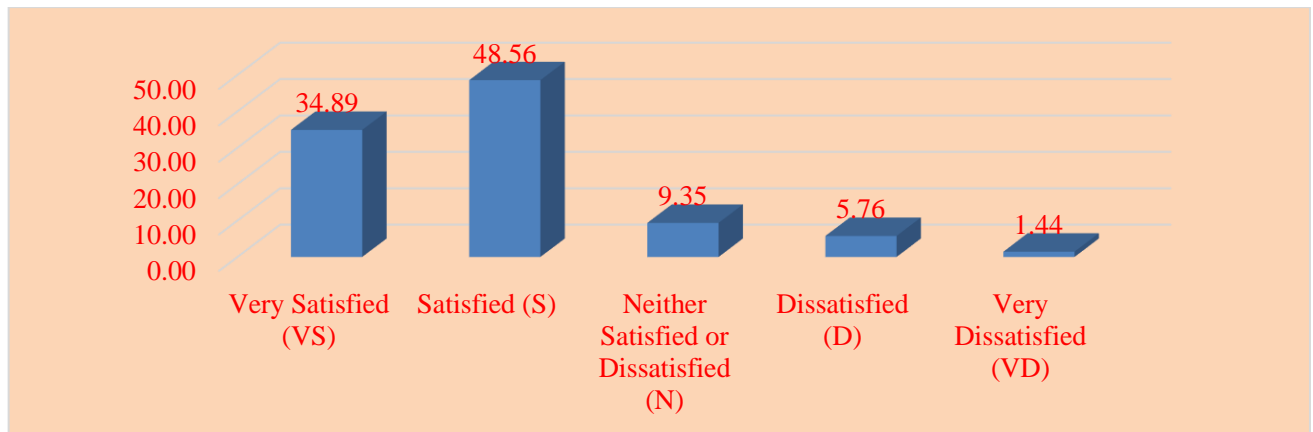
3. Do you Satisfied with the variety of learning experiences, including individual and collaborative learning. Interactive and participatory approaches by Teachers?

Rating	(VS)	(S)	(N)	(D)	(VD)
Response %	36.33	48.56	12.59	1.80	0.72



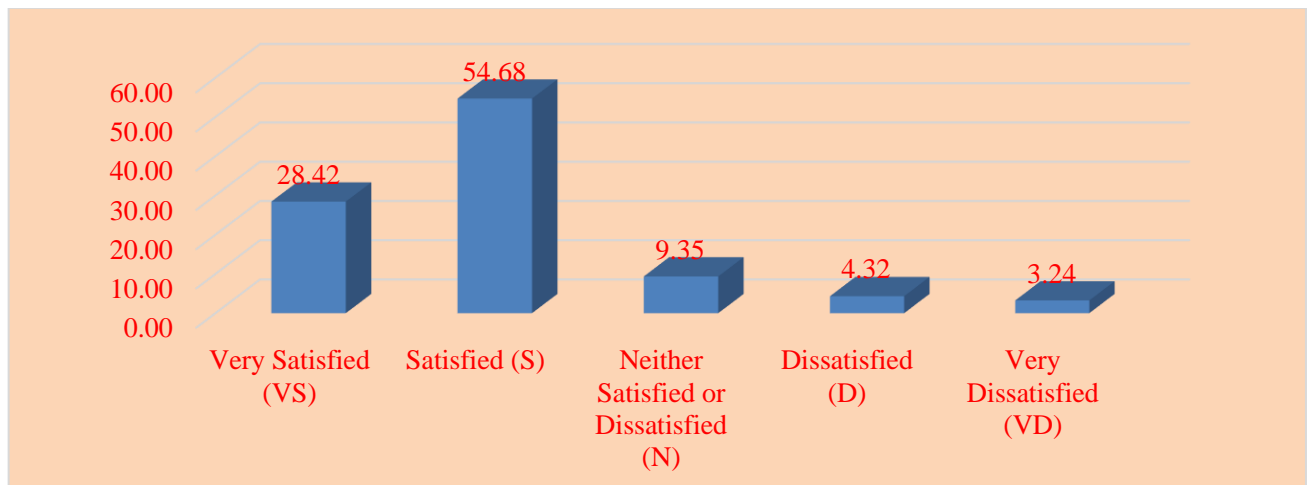
4. Do you satisfied with the Class Room Facilities available for teaching and learning.

Rating	(VS)	(S)	(N)	(D)	(VD)
Response %	34.89	48.56	9.35	5.76	1.44



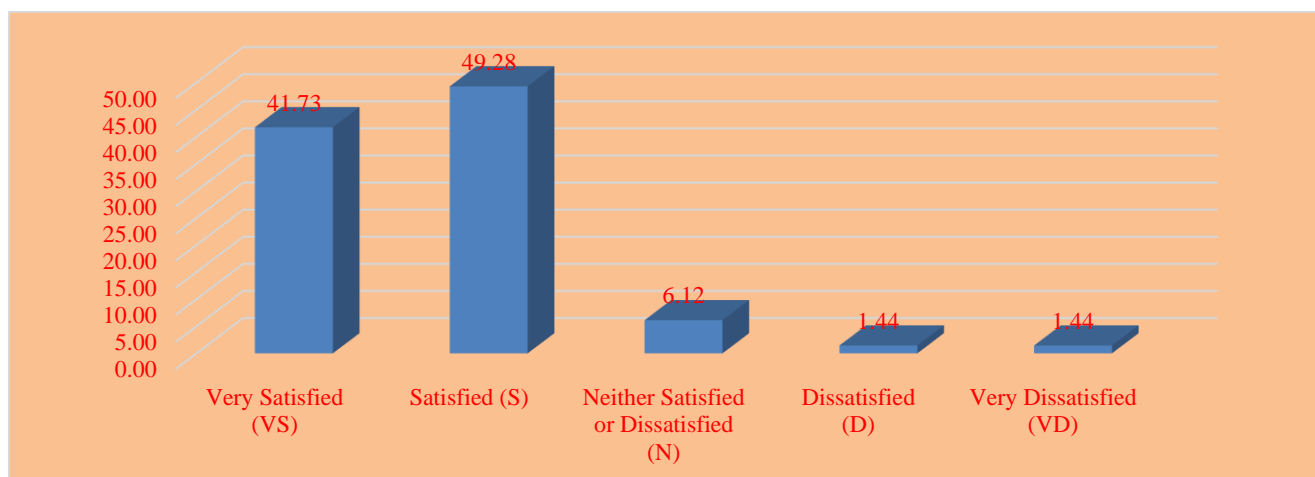
5. How was the Learning Management Systems (LMSs), other e-resources available (Swayam-NPTL- e-Pathshala) and do you satisfied?

Rating	(VS)	(S)	(N)	(D)	(VD)
Response %	28.42	54.68	9.35	4.32	3.24



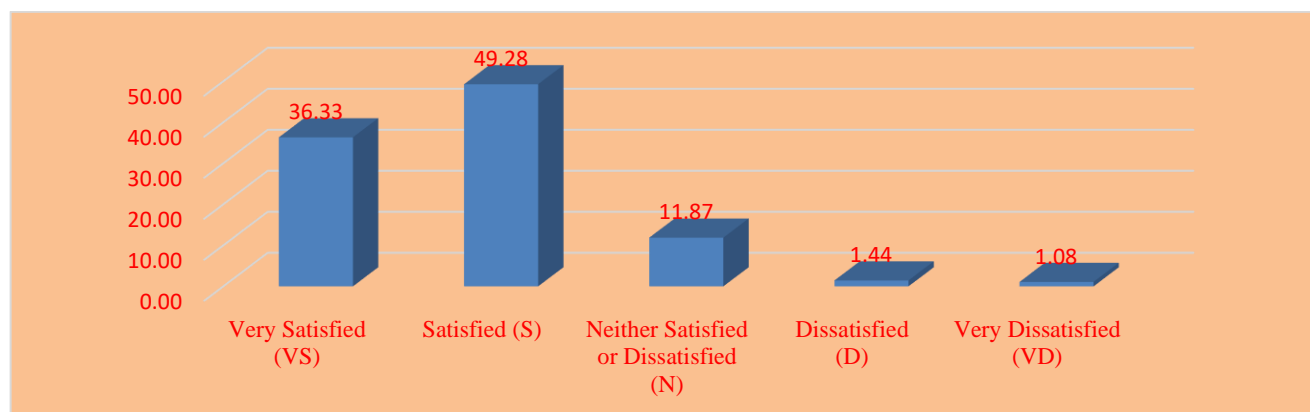
6. Do you satisfied with the Level of knowledge of the teacher and its delivery method?

Rating	(VS)	(S)	(N)	(D)	(VD)
Response %	41.73	49.28	6.12	1.44	1.44



7. Do you satisfied with Internal Assessment (Test-Tutorial-Projects- Seminars etc.)

Rating	(VS)	(S)	(N)	(D)	(VD)
Response %	36.33	49.28	11.87	1.44	1.08



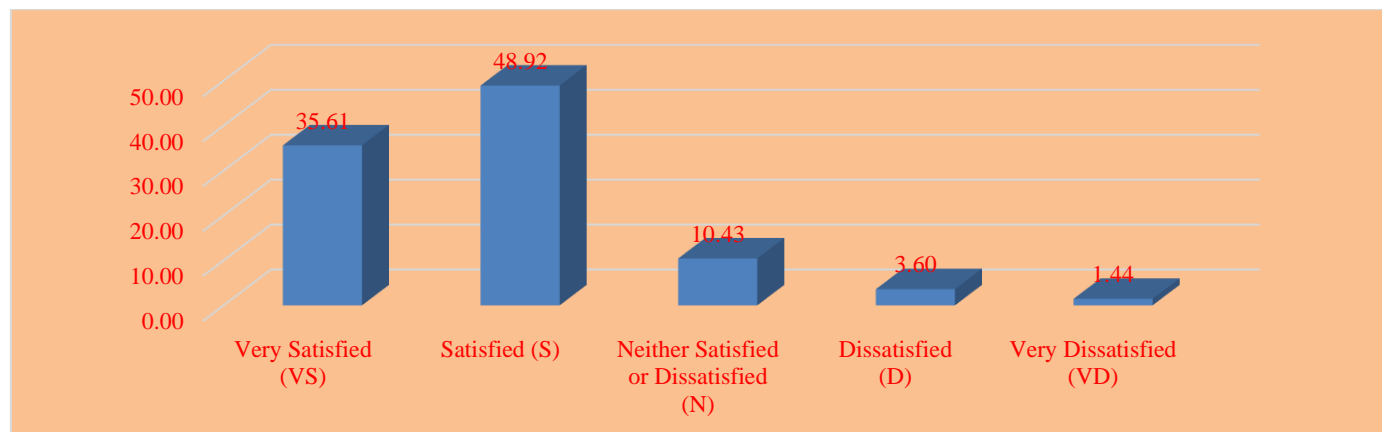
8. Do you satisfied with Co-curricular Activities (NSS-NCC-LLL- Sports- Cultural)

Rating	(VS)	(S)	(N)	(D)	(VD)
Response %	34.17	48.20	13.31	2.52	1.80



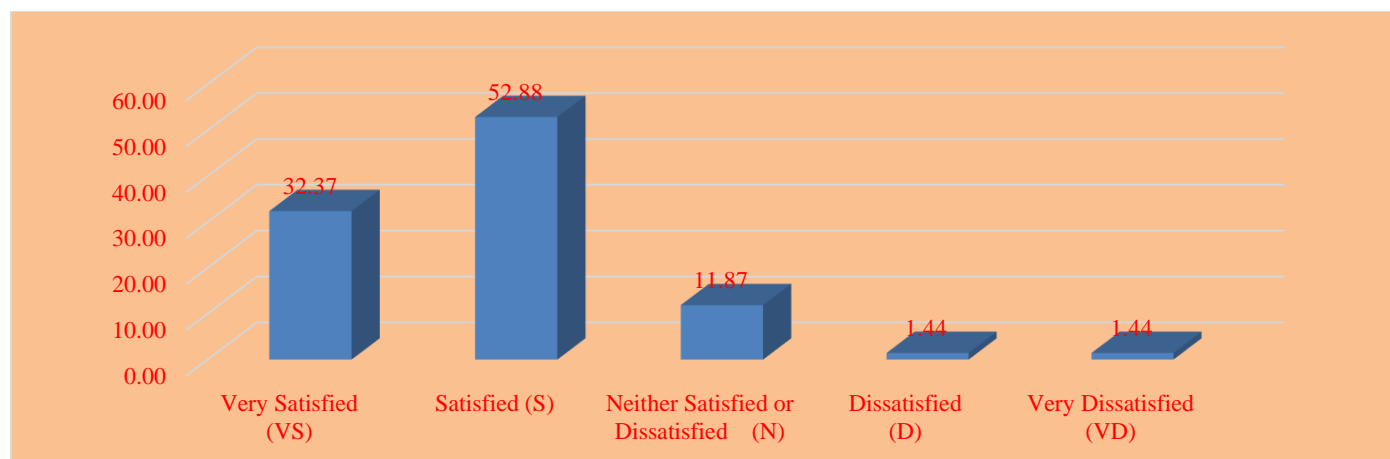
9. Do you satisfied with Extra-curricular activities (Field Tours- Surveys- Rally- and various Abhiyan declared by the government / DHE)

Rating	(VS)	(S)	(N)	(D)	(VD)
Response %	35.61	48.92	10.43	3.60	1.44



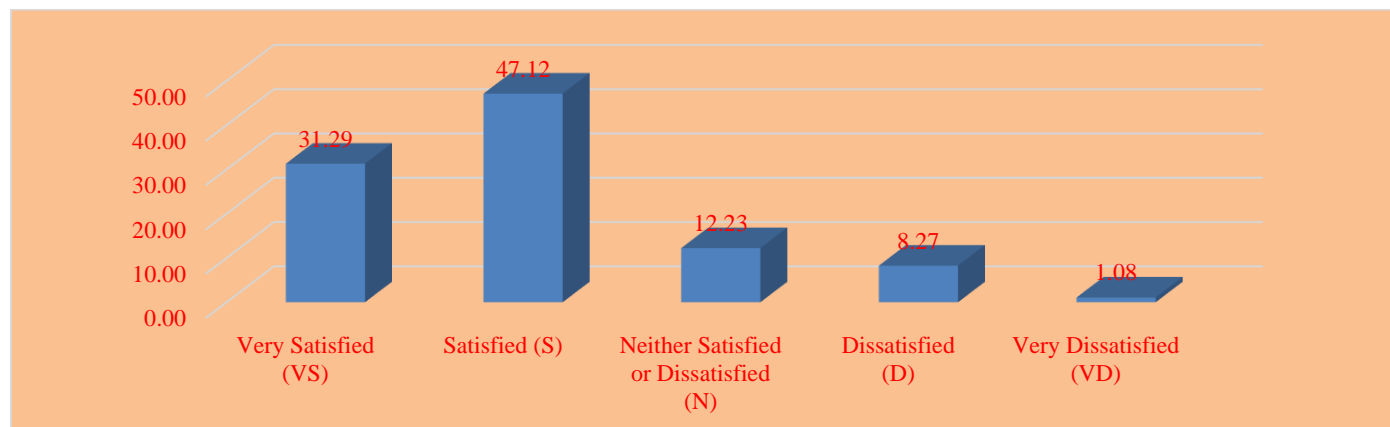
10. Do you satisfied with Laboratory Facility (Instruments, Equipment's and software's and Models)

Rating	(VS)	(S)	(N)	(D)	(VD)
Response %	32.37	52.88	11.87	1.44	1.44



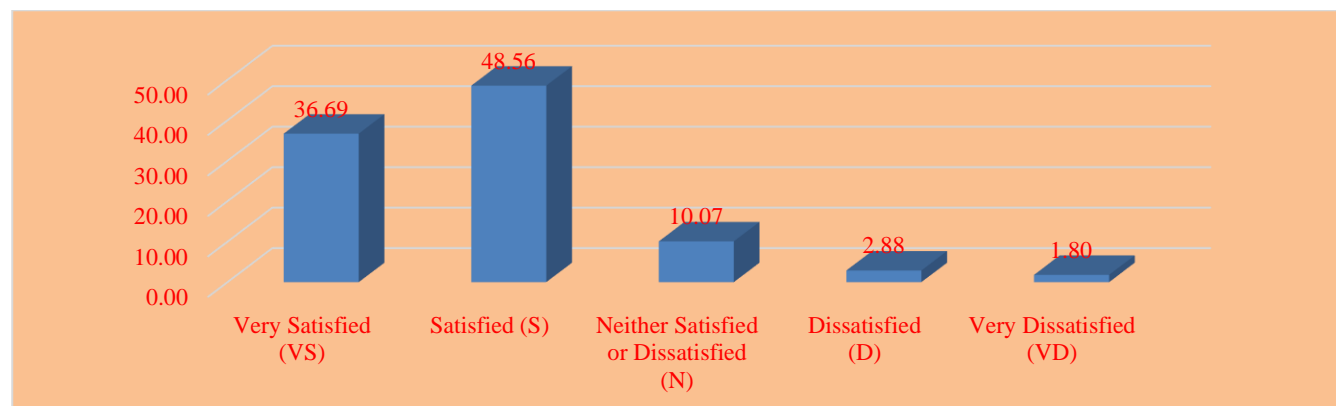
11. Do you satisfied with Infrastructural Facilities in the Campus (Canteen, Garden, Yoga Centre, Toilets, GYM, Drinking Water, Girls Room, Boys Room Student Centre, Parking, etc.)

Rating	(VS)	(S)	(N)	(D)	(VD)
Response %	31.29	47.12	12.23	8.27	1.08



12. Contribution to learning [Do you satisfied with Use of Technology in Teaching- Learning (LCD, Laptop, Multimedia, Online Resources)]

Rating	(VS)	(S)	(N)	(D)	(VD)
Response %	36.69	48.56	10.07	2.88	1.80



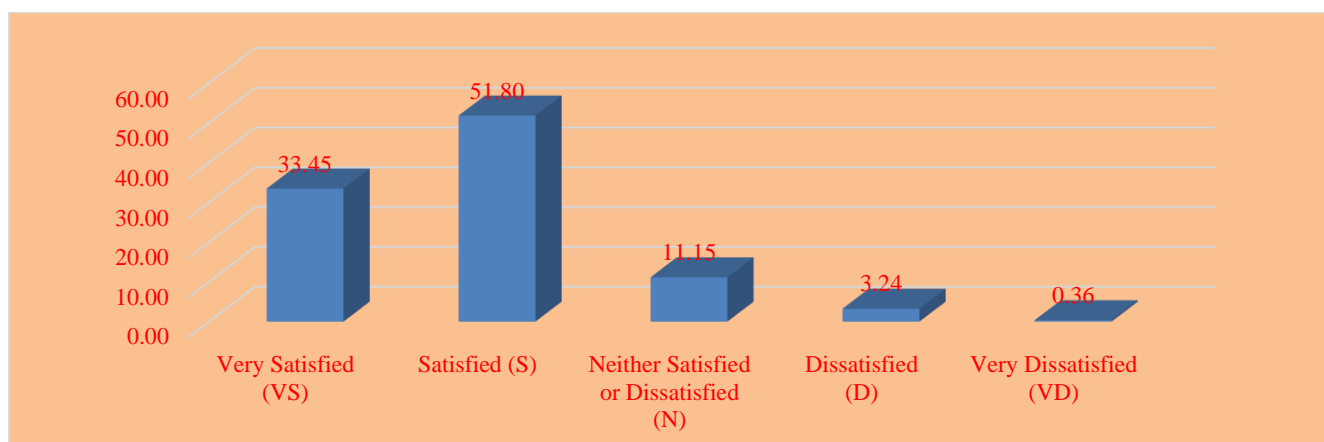
13. Do you satisfied with Library Service (Accessibility, Book availability- Book Bank- Reading Room, Night Library, Internet Hub etc.)

Rating	(VS)	(S)	(N)	(D)	(VD)
Response %	36.69	50.00	9.35	1.80	2.16



14. Student support services (Students Council, Academic assistance and Counselling etc.)

Rating	(VS)	(S)	(N)	(D)	(VD)
Response %	33.45	51.80	11.15	3.24	0.36



15. Do you satisfied with the Placement cell and other cell activities.

Rating	(VS)	(S)	(N)	(D)	(VD)
Response %	36.33	44.60	12.23	4.32	2.52



Analysis:

1. More than 92 percent students satisfied and very satisfied with college admission process.
2. More than 85 percent students satisfied with our services provided to the students from diverse backgrounds including backward community as well as from different locales.
3. Around 85 percent of respondents agreed and satisfied with the variety of learning experiences, including individual and collaborative learning, Interactive and participatory approaches by Teachers.
4. Teachers' communication with the students very well.
5. Teachers discuss the students' performance regularly in the class.
6. More than 82.37 percent respondents are agreeing and satisfied with our curricular and extracurricular activities conducted by NSS, NCC, Sport and Cultural department.
7. Teachers use ICT enabled resources for teaching and learning process.
8. More than 79% students are satisfied with Infrastructural Facilities in the Campus (Canteen, Garden, Yoga Centre, Toilets, GYM, Drinking Water, Girls Room, Boys Room Student Centre, Parking, etc.)
9. The library is the soul of every college. 87% respondents satisfied with Library Service like Accessibility, Book availability- Book Bank- Reading Room, Night Library, Internet Hub etc.
10. The main goal of this institute is to make the leadership approach in students. Hence students' council formed every year. 85% respondents satisfied with student council and other student supportive services.

Suggestions from Students:

1. Students need more cultural and sport events.
2. Students want more smart classroom.
3. Students need skill based curricular programme.

IQAC Coordinator

Principal